


First Steps in Learning Calligraphy

Task 1 - Roundhead calligraphy



This is the Roundhead alphabet which is used in the art of calligraphy.


Things you need:

- Two pencils
- Rubber bands

Getting Started in Calligraphy

When beginning calligraphy, you need to be sitting comfortable. Attach two pencils together with elastic bands.

Then carefully copy the letters on the Roundhead alphabet sheet, and practise the formation of the letters.



When learning calligraphy, there are four lines where letters need to be positioned. They are called the ascending, baseline, waistline and descending line.

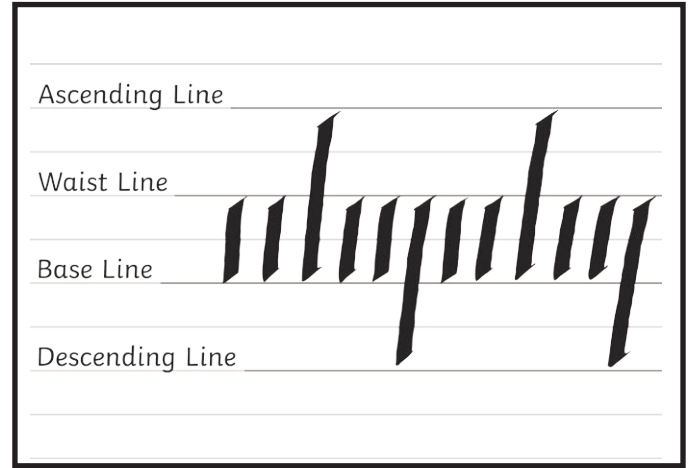
Remember:

Letters with ascenders like h, k, b all need to reach the ascending line.

Lower case t is different as that has a height of its own.

Some examples of letters that need to reach the waistline are the round sections of b, p, a, e.

Letters that have descenders that all need to be the same length are y, g, j.



Use this sheet to use the two pencils technique to write your own sentence in calligraphic writing.

First Steps in Learning Calligraphy

Task 2 - Italics


Now you have had some practise using the pencils, you can try using an italic pen.

This pen has an angled nib, which makes it easier to find the correct angle to write. Unlike usual writing, calligraphy depends on a 45° angle at which to use the pen.


Here are the three main strokes in calligraphy:



1



2

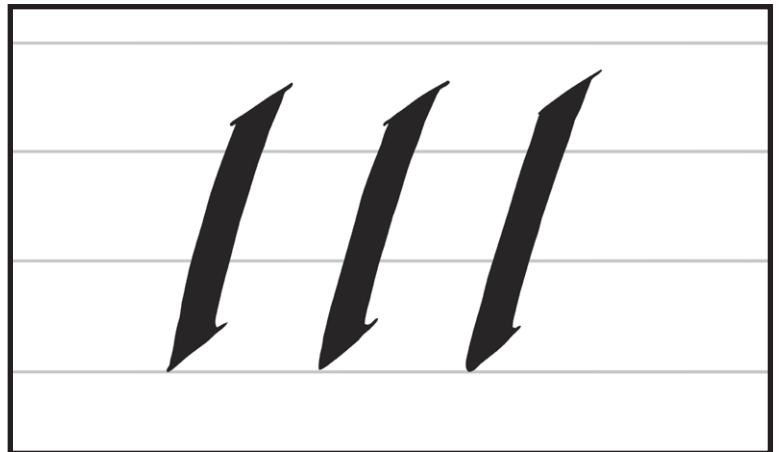


3

Use this space to practise these strokes.

Example number 3, the push and pull strokes, are the cross bar of the t and the f.

These are the dominate vertical down strokes which feature in the formation of many letters.



Practise your calligraphy by copying the following excerpt from the poem onto the lines provided.

The horizontal stroke also occurs at the bottom of descenders and the tops of ascenders. The lowercase g is a great example of how these repeated strokes work.

Use the following excerpt from this poem, to copy using calligraphy on the sheet provided.

**Faster than fairies, faster than witches,
Bridges and houses, hedges and ditches;
And charging along like troops in a battle
All through the meadows the horses and cattle:
All of the sights of the hill and the plain
Fly as thick as driving rain;
And ever again, in the wink of an eye,
Painted stations whistle by.**

